

RESIDENTIAL SECURITY DOOR

SERIES MIX&MATCH



The Mix&Match decorative security steel door series incorporates the latest technologies, security systems and designs for residential entrances.

TECHNICAL SPECIFICATIONS

GENERAL DESCRIPTION

- The door leaf is made of two 1.25 mm thick galvanized steel sheets with vertical and horizontal steel reinforcements for optimal security structure.
- The door leaf is filled with polystyrene foam or Rockwool and honeycomb for thermal and acoustic insulation.
- The door leaf is 50 mm thick (not including decorative panel).
- Peripheral aluminum profile to fit Mix&Match series decorative panel.
- Mix&Match panel thickness is 4 mm and may be installed on one or both sides of the door.
- The door includes a telescopic bottom insert to enable easy adjustment during installation.

LOCKING SYSTEM

- A 4-way door lock model RB507, with four 10 mm diameter front bolts and spring - loaded latch.
- One bottom hook reinforcement mechanism.
- Upper 13 mm bolts operated by the lock. Special rear hook fixed bolt.
- RB's High Security cylinder.
- Improved cylinder protector preventing picking and drilling as well as forcing of the lock cylinder.

***Also available with the unique high security Gladiator® system.**

FRAME

- Construction frame made of 1.25/1.5 mm thick galvanized steel. The frame is mounted directly on the wall with anchors and cemented to the building structure.
- Cover frame made of 1.25/1.5 mm thick steel for installation on existing wood or metal frames.

DOOR FINISHES

- Outer side – Mix&Match decorative panel.
- Inner side - Powder Coating, or Mix&Match decorative panel.

DIMENSIONS


- Door Width: 300-1,080 mm (single leaf).
- Door Max Height: 2400 mm.
- Telescopic bottom insert height not included.

Mix&Match doors are available in single or double leaf configurations.



THE NEW MIX&MATCH FINISHES

The series boasts a wide selection of innovative finishes new to the door industry and exclusive to RB-Doors: Faux Fabric Finish, Shiny Finish for a Modern Look, Faux Wood Finish and more!



* The new design is based on the standard door structure (series 8+7)
* The colors are for illustration purposes only. The final color may vary.

For your assurance of maximum security and the highest quality, choose only original products by rb-doors.
www.rb-doors.com

RESIDENTIAL SECURITY DOOR | SERIES MIX&MATCH

MIX&MATCH SERIES MODELS



Model A
5 equal sections, peripheral aluminum profile and horizontal aluminum striping in either black or nickel. (6 sections for taller doors)



Model B
5 equal sections including a middle section in a natural aluminum finish with lock, peripheral aluminum profile and horizontal aluminum striping in either black or nickel. (6 sections for taller doors)

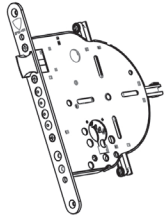


Model C
3 equal sections, peripheral aluminum profile and horizontal aluminum striping in either black or nickel.

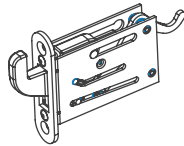


Model D
Flat surfaced door with selected finish. The interior side of the door is supplied with a painted finish.

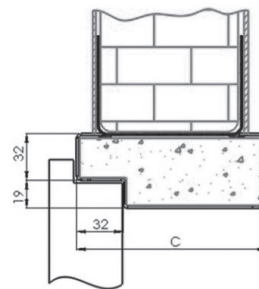
High Security Multi Point Locking System




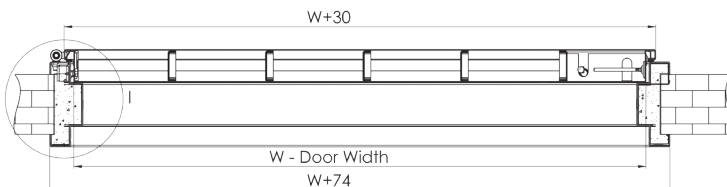
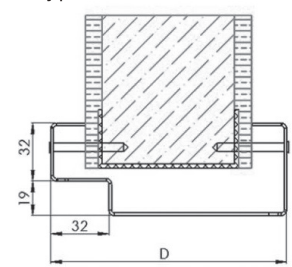
Hook Locking Mechanism



Construction Frame



Gypsum Wall Frame



RB-DOORS

For your assurance of maximum security and the highest quality, choose only original products by rb-doors. RB-DOORS reserves the right to make changes and improvements to any products described in this document without prior notice.

www.rb-doors.com